

Roller Girl



www.ypsilibrary.org/ROLLER-GIRL

Strap on your helmet, knee pads, and skates for a reading adventure with the Ypsilanti District Library and Ann Arbor Roller Derby League!

Visit YpsiLibrary.org/roller-girl to hear members of the A2RD league read chapters of *Roller Girl*, the Newbery Award winning graphic novel by Victoria Jamieson and teach short skating lessons.

On the web page you'll also find safety tips, conversation starters, and activities you can do at home with supplies in this kit. We'll continue to upload videos, so keep checking back for new installments and activities!



MAKE A BOOKMARK

Friendship, courage, and resilience are common themes in the book. *Tougher. Stronger. Fearless.* is the mantra that Rainbow Bite, Astrid's roller derby idol, says to her to encourage her to keep trying.

What's your mantra? Pick three words to describe strong characteristics about yourself and write them on the back of the bookmark. Then color the front.


ONLINE LIBRARY PROGRAMS

Have a little one at home? Don't miss our online storytimes:
YpsiLibrary.org/virtual-storytimes.

Find more activities with take home supply kits you can pick up at any Ypsilanti District Library:
YpsiLibrary.org/Saturday-AfternoonAdventures.



ESTD • 2010



734.482.4110

ypsilibrary.org



CONVERSATION STARTERS

Astrid first becomes interested in roller derby when her mom takes her and her friend Nicole to watch a game as part of her series of culture enlightenment outings. If you were told you were having an evening of cultural enlightenment, what would you think? What is culture enlightenment? Poetry, opera, roller derby? Make a list!

Astrid and Nicole have been friends since first grade. Now their relationship is changing. Is it to be expected that people will grow apart? Have you ever gone through something like that?

Astrid really wants to learn roller derby; Nicole wants to get better at ballet. Is it fair for Astrid to think Nicole will go skating with her because that's what best friends do. Do best friends have to do everything together? What is your passion?

How do other girls at camp support Astrid and make her feel better even though she's lonely without Nicole and not good at skating?

On the first day of roller derby camp Astrid lies to her mother about how she is getting home. Would you have lied or told the truth? Why? Why do you think Astrid is afraid to tell her mother Nicole is not going to roller derby camp with her?

Astrid thinks dying her hair will make her tougher, stronger, and fearless. Do you agree? Can outward appearances affect your attitude?

Rachel thinks Astrid is on drugs because she has blue hair. Do we also make assumptions about people based on their looks? Why? Give examples? Would you want to be judged by your looks? How so? Give examples. Visit teachingtolerance.org and search for "don't judge by appearances" to find more information.

Astrid's friend Zoey is chosen to be a jammer and not Astrid, who really wants to be a jammer. Why is it important to be happy for friends when something good happens to them? How could Astrid have been a better friend? Learn more about roller derby positions at wftda.org.

How does writing to Rainbow Bite, her idol, help Astrid increase her self-confidence?

Victoria Jamieson who created the book is a roller derby skater. How do you think her first person experience impacted the story? What is something you love that you could write about? Read more about the author at www.victoriajamieson.com.



FIND MORE ACTIVITIES AND HEAR THE CHAPTERS READ ALOUD AT
YpsiLibrary.org/ROLLER-GIRL

CREATE YOUR OWN GRAPHIC STORY

Comic creators always think about how words and images work together on the page to tell a story. Use the templates in your supply kit and tips from 826michigan's Comic Creators' Guide to get started. Highlights from the guide are below, and you can find the full guide at YpsiLibrary.org/roller-girl-chapter-2.

FORM

Notice these features that help tell the story.

- Panel: each picture
- Frame: outline of panels
- Gutters: white space between the panels
- Bleed: when the picture goes off the edge of the page



NOW IT'S YOUR TURN!

Use the practice sheet, then the template pages in this kit to create your own story and drawings.




WORDS

Notice how comic creators use words in speech bubbles, thought clouds, captions, and special lettering effects.



CAPTURING IMAGES

Notice how hands, feet, and faces help tell the story.



COLOR AND WEIGHT

Notice how contrast, patterns, and colors are used on the page to catch your eye and tell the story.



MAKE A FRIENDSHIP BRACELET

Use your supplies and follow the instructions below, or watch a how-to video created by a YDL Teen Advisory member at ypsilibrary.org/roller-girl-chapter-1 to make a 5 color bracelet!

The Basic Diagonal Stripe Friendship Bracelet

This is the basic friendship bracelet. The whole bracelet is made with the basic knot, left to right.



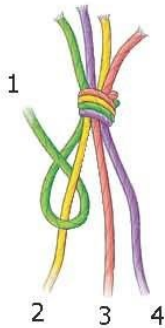
What you'll need: Four colors of embroidery thread, which you can get at any craft store, each 25 inches long (about 63 cm).

Getting started: Tie a knot about 1-1/2 inches (4 cm) from the top.



Separate the strands. Unless you really can't stand them, use our colors as shown. It'll make the instructions simpler.

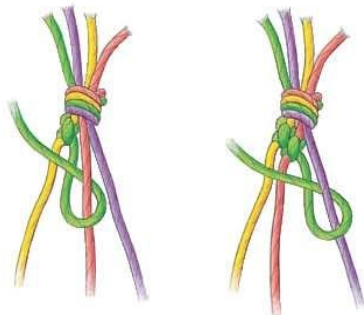
1 Start with string 1 (green) and loop it over and then under string 2 (yellow). Hold string 2 (yellow) straight (this is important) and pull the knot snug.



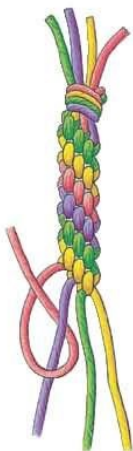
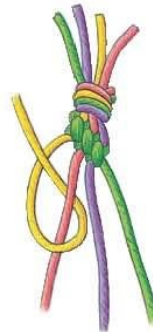
2 Do step 1 a second time so you have a double knot.



3 Now take string 1 (green) and make double knots around each of the remaining strands (pink and purple), left to right



4 Now do the same thing again. Start with the far left strand (yellow) and tie double knots, left to right, all the way across the other colors.



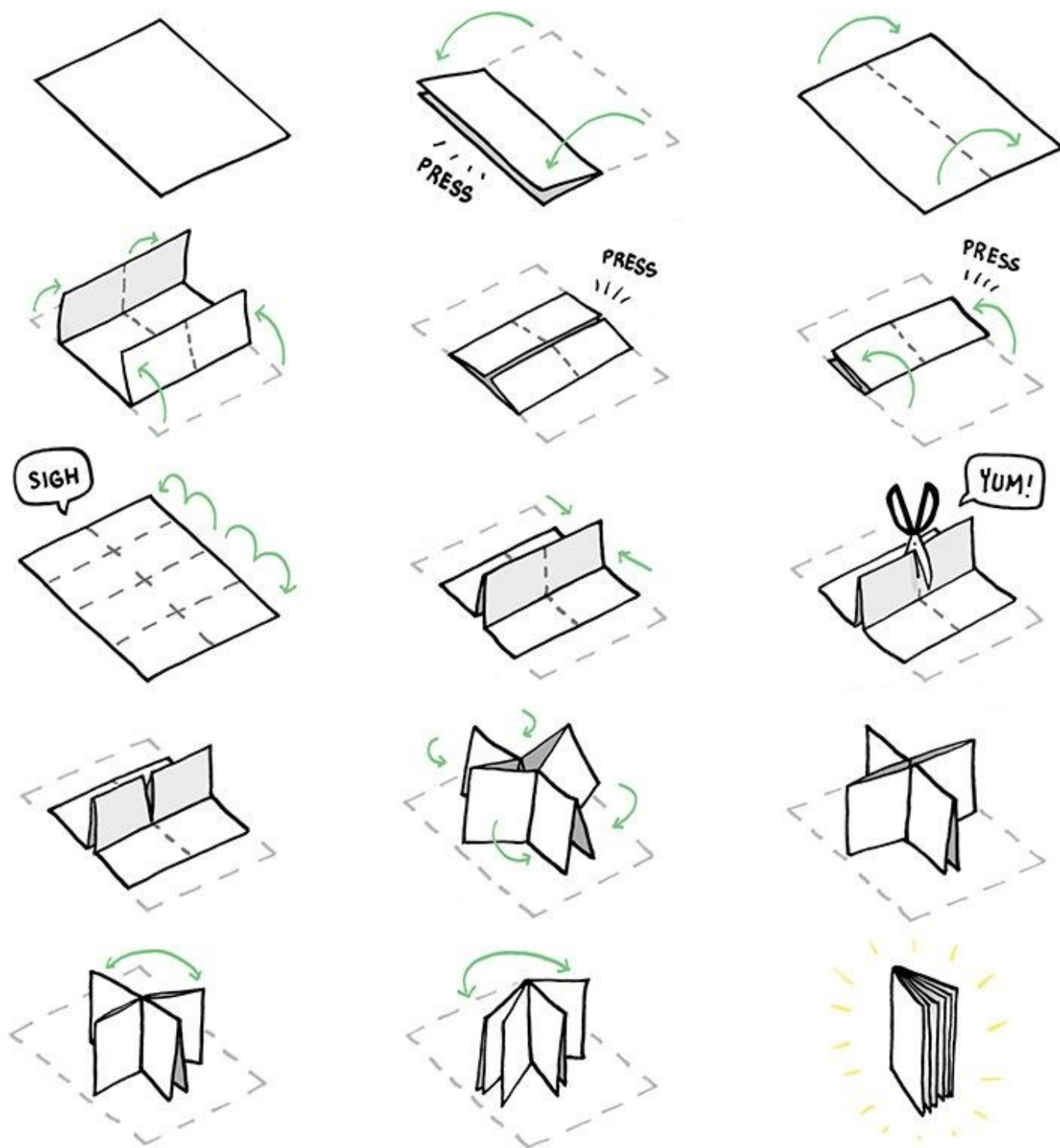
5 Keep going until the bracelet is as long as you would like.

6 Gather the strings and tie a knot to secure. Trim the ends to about 1 - 1 1/2 inches (4 cm).



MAKE A MINI ZINE

Use the blank paper in your kit and follow these instructions to make small 8-page booklets. You can fill the pages with words and pictures for a mini zine!



WHAT'S YOUR ROLLER DERBY NAME?

Coming up with a derby name is not so easy for some. For some skaters it can take a long time to dream up the right name that you can wear with certainty! For others, the name is right there for the taking. You have been walking around with it all your life.

To complicate it even further, you can't have the same name as any skater anywhere on planet earth because you might compete against that skater's team at some point. Your first, second and third choices might be claimed. But don't give up!

You will have this derby name as long as you are a derby skater, so pick one that defines you. It is also important to create a name that is nothing like your real name. Derby names are not used outside the sport, as a rule.

After you pick a name, choose a number and design a uniform shirt on the other side of this page!



HOW TO CHOOSE A DERBY NAME

- 1 Write a list of words you like that inspire you.
- 2 Write a list of action words that express your own unique nature.
- 3 Look for puns and rhymes.
- 4 Mix and match.
- 5 Do internet searches on your favorite words or names to see what comes up and use a thesaurus.
- 6 Share your list of possible choices and ask your friends and family to weigh in.

DESIGN YOUR UNIFORM SHIRT

Here are the A2RD team shirts. What name and number will you put on yours? Choose a team color and logo for the front, too!

