

Welcome to new players and Welcome back to others!

This year we have a grant from USChess to elevate our program and offer chances for players to earn ratings and keep chess as a lifelong hobby. Another goal that we have for this year is to write a lesson book using what we have learned. We will organize the book to include students' perspectives on top players and positions from their own games.

We will play casually tonight and follow the schedule below for the rest of our time.

Each month

Week 1 (structured play with clocks)

Week 2 lesson from Jenny 4:45-5:15; casual play


Week 3 top player games and writing our book

Week 4 lesson from Jenny 4:45-5:15; casual play

White to move: Checkmate 1 move Draw the move on the problem.



Black to move: Checkmate 1 move Draw the move on the problem.



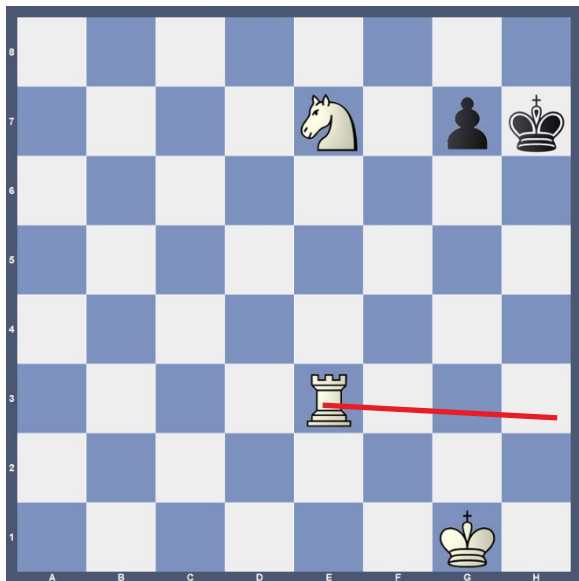
This week, we will study classic checkmates.

Draw the arrow to complete the checkmate.

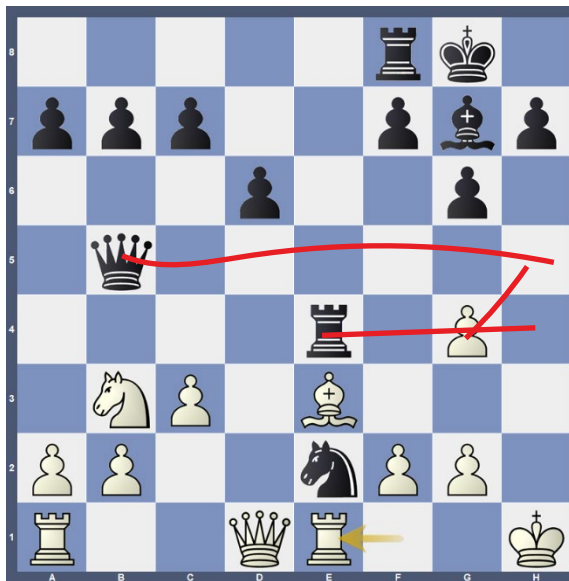
Do these at home to see how much you remember from the lesson

Anastasia's mate

White to move, Checkmate in 1 move

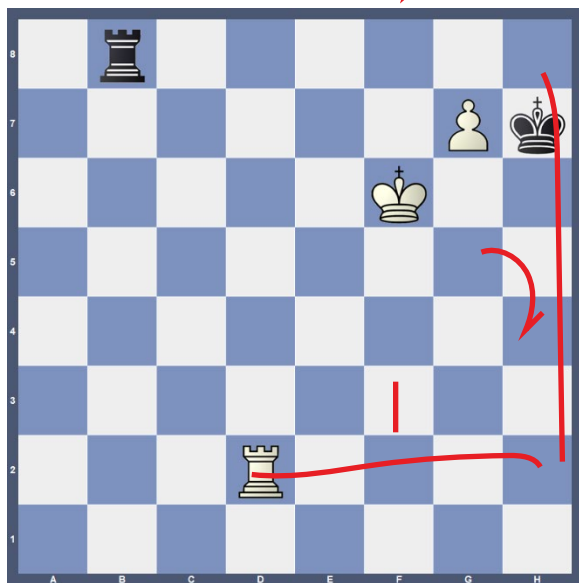


Black to move; Checkmate in 2 moves



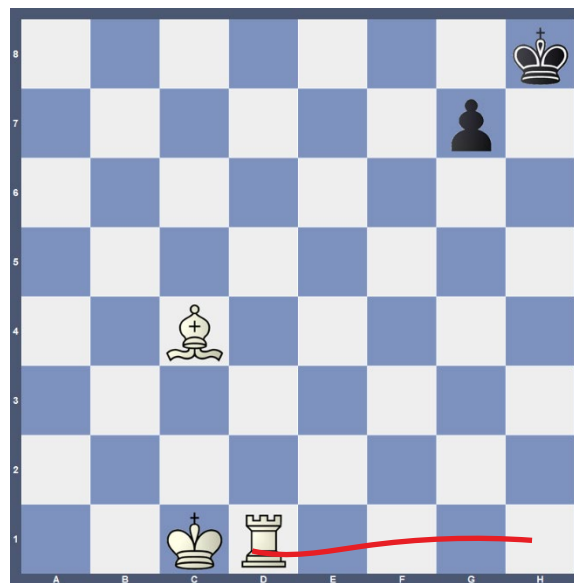
Anderson's mate

White to move, Checkmate in 1 move



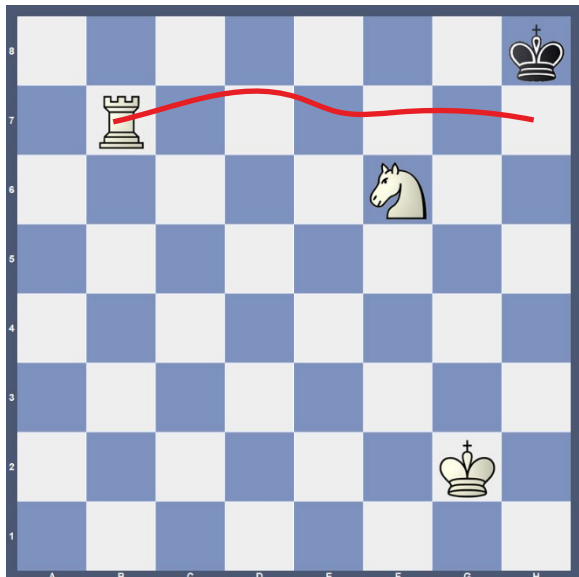
Greco's mate

White to move, Checkmate in 1 move




Arabian mate

White to move, Checkmate in 1 move




Arabian mate

Black to move, Checkmate in 1 move




Back Rank mate

Black to move, Checkmate in 1



Back Rank mate

White to move, Checkmate in 1



This week, we will concentrate on gaining a material advantage.

Draw the move that attacks the Q (1); then Draw the move that captures the Q (2).

These problems include examples of forks, pins, and discovered attacks.

White to move:

Name the tactic _____



White to move:

Name the tactic _____



White to move:

Name the tactic _____



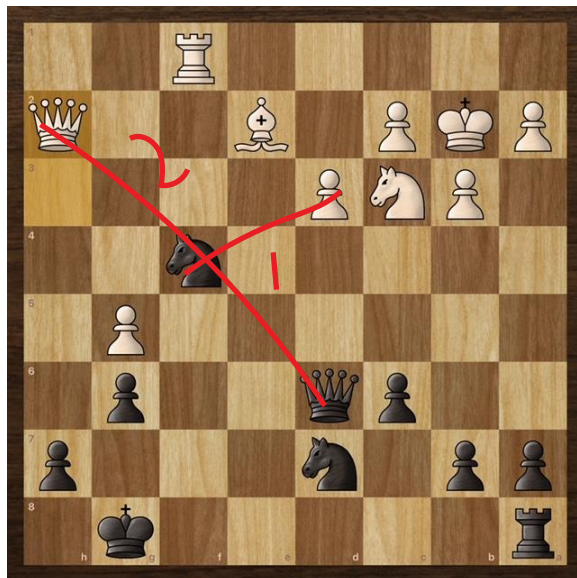
Black to move:

Name the tactic _____



Black to move:

Name the tactic _____



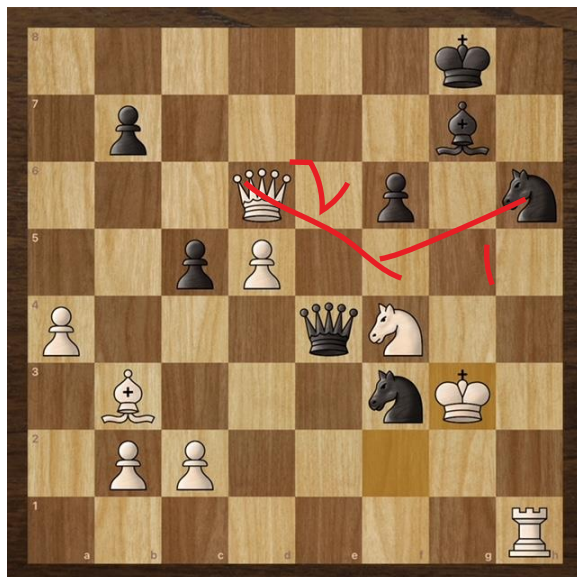
Black to move:

Name the tactic _____



Black to move:

Name the tactic _____



Black to move:

Name the tactic _____

